

✓ Bully R Game

Integrals #121,131,136,138

Objective: Reinforce the spelling patterns of er, ur, ir and wor words

Materials: File folder, masters, library pockets (4), spinner, 45 cards, 4 game pieces

Assembly: Duplicate game board and spinner pattern onto colored paper. Glue to inside right of file folder. Glue provided clues or student designed drawings onto library pockets. Arrange these on left hand side of folder. Print words on card as shown in example. Decorate folder cover if desired. Laminate cards and folder. Slit open library pockets so that cards may be inserted. Attach spinner to center point of spinner pattern.

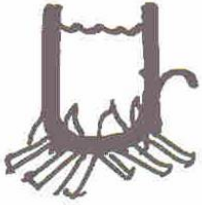
Procedure: Students sort vocabulary words into correct pockets by determining which story associates with the word. After all words have been sorted the first player spins and takes a word from the pocket indicated by the spinner. Student then reads the word and uses it in a sentence (if capable). If done correctly then the student spins and moves the number of spaces indicated.

Variations: Use the word cards when teaching the new stories to assist the students in triggering their memories. Once sorted into the pockets have each student spin and pull all the words from that pocket and dare to repeat the clue story. (ir, ur, wor) only.


Bully "R" Library Pocket Pictures

Color then cut and glue pictures onto library pockets

urn




Kurt
Burt



Girl
Story

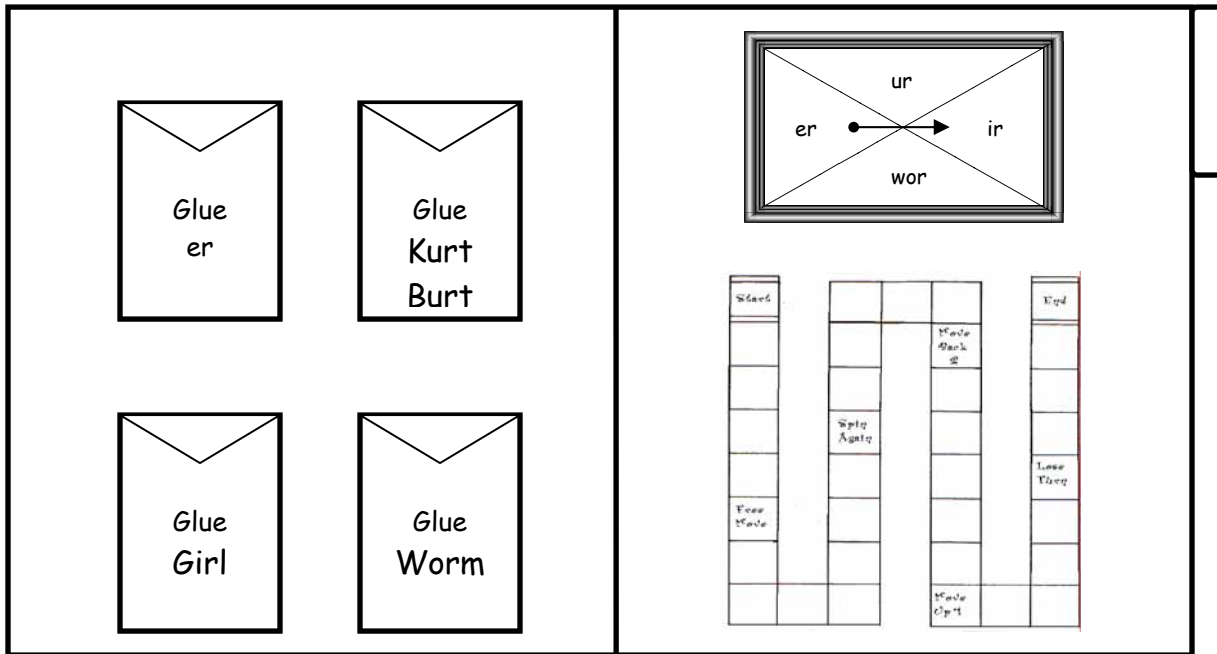


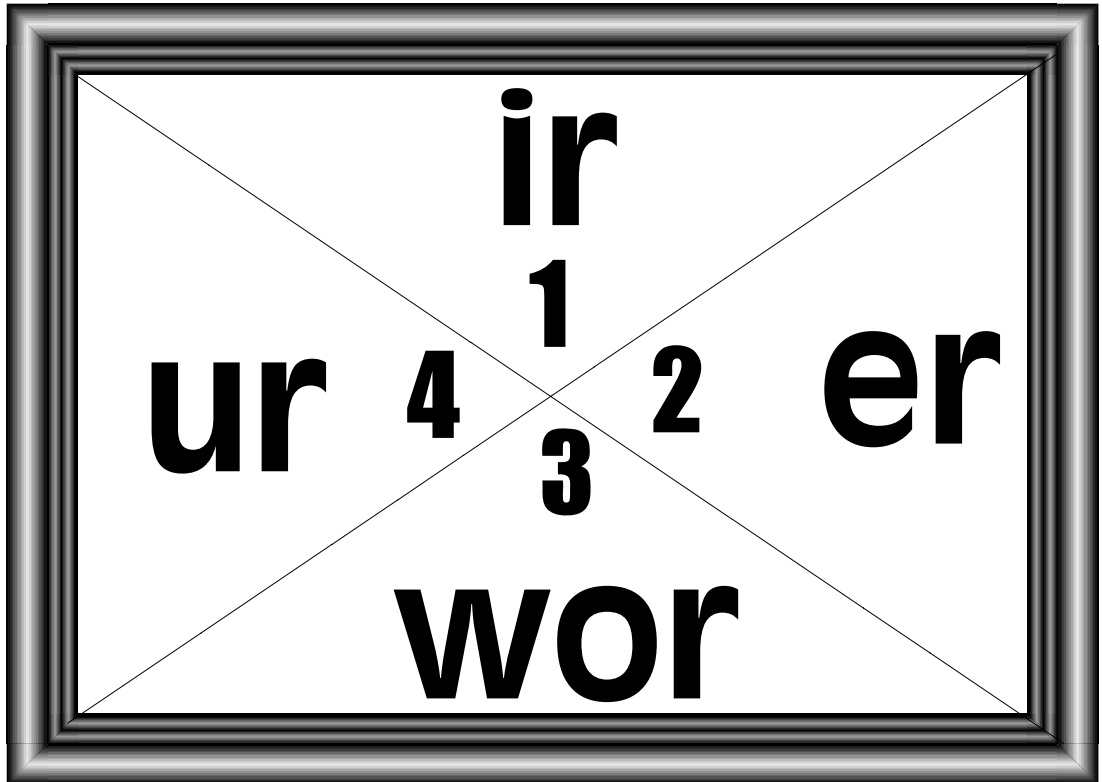
er



Worm

Example of folder layout





Start				End
			Move Back 2	
	Spin Again			
				Loss Turn
Free Move				
			Move Up 1	

Bully R word Lists

Kurt Burt

hurt urge purr urn fur

curse curb curl church

Kurt Burt turn burn curve

hurled purse nurse

Worm Story

worth worm work

worst word

world worse

worthless

Example of word card

c _ ve

Girl Story

dirt chirp birch skirt

first fir

girl bird birth thirsty

third shirt

er words (most words are spelled with this pattern so there is not a story)

her were clerk

herd stern term

fern perch

th _ sty

sh _ t

b _ th

th _ d

f —

b —

f st —

g —

ch _ p

sk _ t

d _ t

b _ ch

w _ ld

w _ thless

w _ d

w _ se

u

w

—

st

w

—

th

w

—

k

w

—

ge

n

ht

pr

K t B _

b _ n

ch _ ch

t _ n

c se

c l

f

b c l

K t B _

b _ n

ch _ ch

t _ n

c se

c l

f

b c l

st _ n

f _ n

p _ ch

t _ m

e

w



d

h



h



k

d



e

w



d

h



h



k

d



C _
ve

h _
led

p _
se

n _
se

C _
ve

h _
led

p _
se

n _
se