



CELEBRATE

PRINTING INSTRUCTIONS PER PARTICIPANT:

- 1 black/white copy on plain paper of each page**
- 1 color copy of pages 2 - 6**

Celebrate

Celebrate the small steps towards success.

Offer true and specific congratulations on a job well done!

- ◆ I saw you were thinking carefully.
- ◆ I noticed you gave an extra effort to _____.
- ◆ Your answer showed excellent problem solving.

Use certificates often to communicate small improvements with classroom teachers and parents

Have students write daily success statements

Create a celebration board

Make special announcements

Encourage students to praise each other

Share the success with the principal, the janitor and anyone else willing to say "good job!"

Make statements about how good this success must make the student feel inside to encourage intrinsic motivation, not response to rewards.

- ◆ I'll bet you feel great about....
- ◆ What a feeling of achievement you must have because of ...
- ◆ After working so hard, it is a good feeling to know you ...

BE TRULY IMPRESSED WITH YOUR STUDENT

Load of "oo" Words


goat

coat

toad

load


loaf



SUPER DAY AWARD

I am pleased to say that

was behaving
just the right way
as our class imagined
we were
Down By the Bay



**can seek the "ee" twins
and feels no need to be meek
in this week. We will meet the
deer and say peep, peep.**

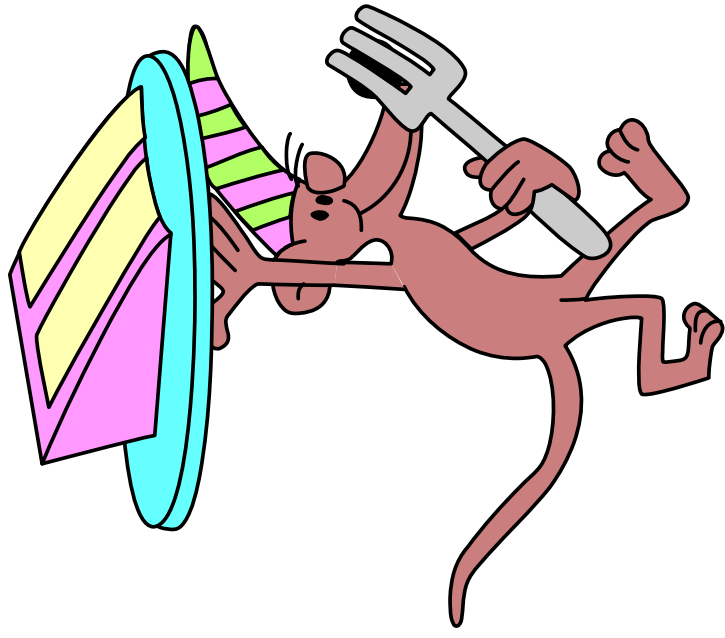
Teacher

Date



Take the Cake Award

*For Outstanding Work on
"ed"
Frosting*



Student's Name

Date

Star Reader

Awarded to:

For reading _____ sentences in class

Presented by:

