


SNEAKY SNAKE

PRINTING INSTRUCTIONS PER PARTICIPANT:

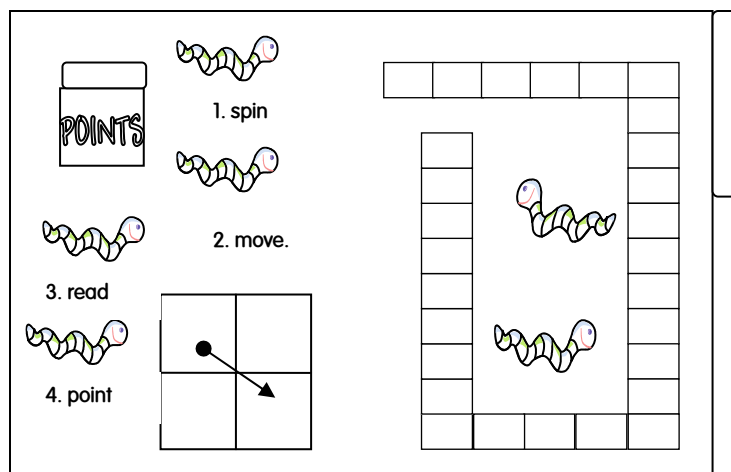
- 1 plain paper copy of each page**
- 1 copy of page 2 on light green paper**
- 1 copy of page 3 on light blue paper**
- 1 copy of page 4 on light green paper**
- 1 copy of page 4 on light blue paper**
- 1 two sided copy – front p. 5 back p. 8 on dark green card stock weight paper**
- 1 two sided copy – front p. 6 back p. 8 on dark green card stock weight paper**
- 2 two sided copies – front p. 7 back p. 8 on dark green card stock weight paper**

sneaky snake



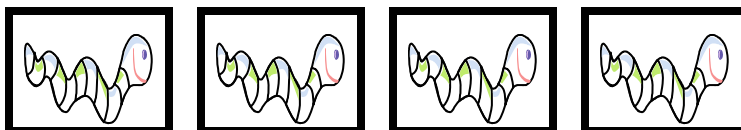
Objective: To review and reinforce the mnemonic of the “Snaky e” which follows c, v, z & s in most words.

Assembly Directions: Select game board master which best suits student needs. Two boards have been provided. The first board deals only with words from the Stevenson Green Beginning Level Int. #83 & 86. The second board uses words found in the Stevenson Basic Blue & Lonely Vowels. Various Integrals are used so please review the vocabulary before proceeding. Any vocabulary that is beyond your student may be hidden with a simple sticker until appropriate to unveil. Glue the game board and other pieces inside a file folder following the diagram. Cut apart point value cards and place in library pocket. Decorate front of folder if desired. Provide game pieces for students to use.

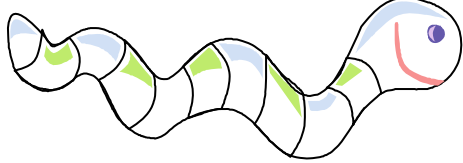
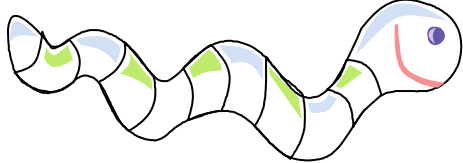
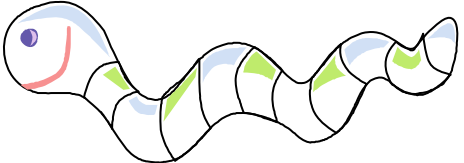
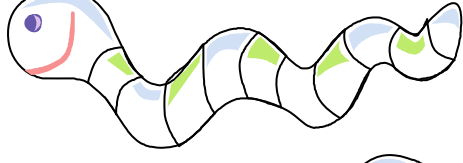

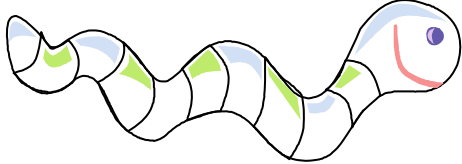
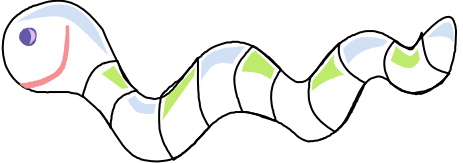


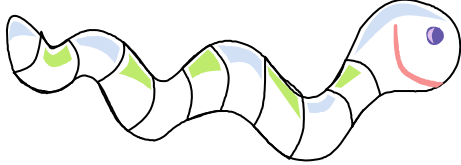


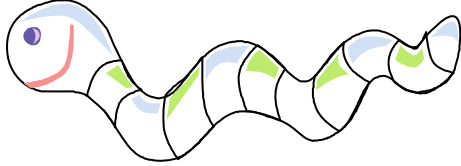
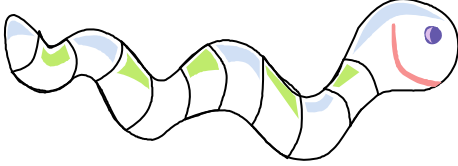
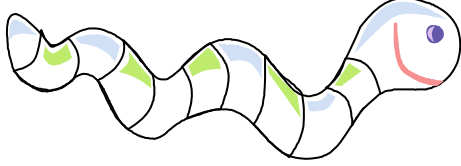
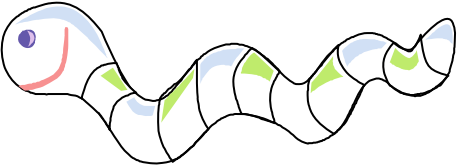
Playing the Game: Select 2 – 4 students, first player spins, moves his piece to a word ending with the letters shown on the spinner, reads the word if correct, draws a point card leaving it face down so the number of points is not visible. All players repeat the process until all have passed the end. Then players turn over their point value cards and total their points preferably using the Simple Math Addition techniques. Player with the most points wins. Any player reading a word out loud for another player without being asked to “help a friend” must give that player one of his point cards.

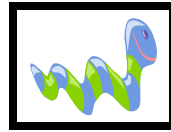
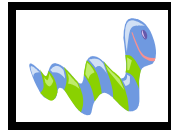
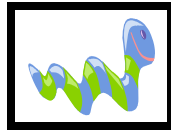
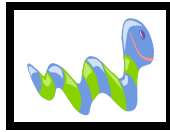
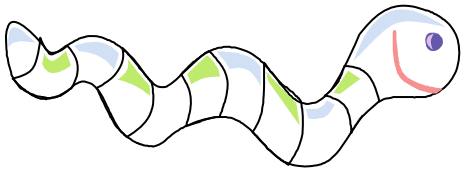
Option: Earn an extra point card by using the word in a sentence.



These snakes may be used as game pieces by coloring 4 different colors and laminating.

BEGIN	heave	breeze	fleece	crease	freeze
					leave
END					grease
crease					please
freeze					fleece
leave					sneeze
weave					tease
freeze					weave
praise					breeze
grease					praise
tease	sleeve	fleece	please	freeze	

BEGIN	fence	breeze	curse	noise	twelve
					dense
END					cheese
freeze					voice
convince					wheeze
choice					starve
mince					hence
worse					have
twelve					nurse
purse					sneeze
rinse	curve	tense	carve	choice	



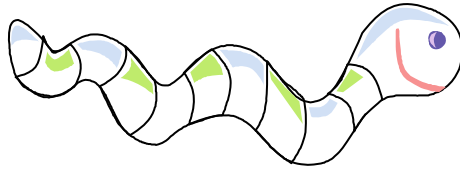
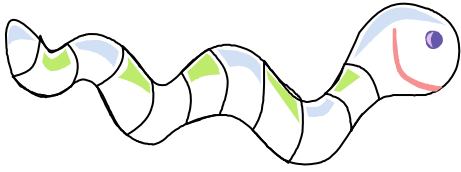
1. Spin

2. Move

3. Read

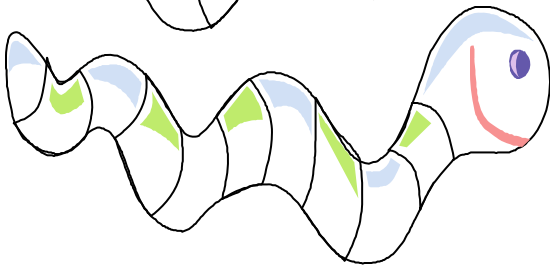
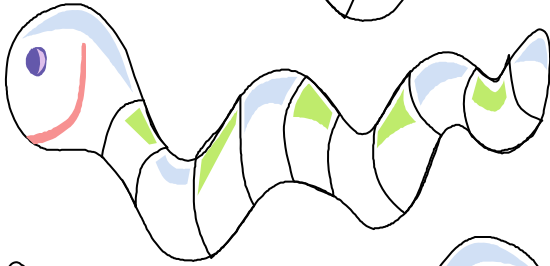
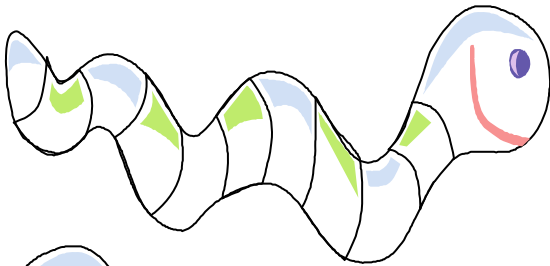
4. Take Point

Points



spinner

Cover decorations



ze	ce
se	ve

sneaky snake

4	3
4	3
4	3
4	3
3	3

	2		2
	2		2
	2		2
	2		2
	2		2

1	1
1	1
1	1
1	1
1	1

