


Pod Road Way

Objective: To help the student to discriminate visually the difference in the letters b and d and to produce the correct sound.

Integrals: #7 & #28

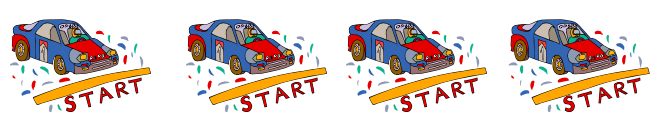
Directions: Arrange the various roads in a file folder following the layout of the example. Make movable cars or use miniature cars. Follow the basic directives from Beginning Level Teacher card # 26. Enhance these directions by having the student "drive" the car down the path, producing the correct sound as his/her car either bumps into the wall or falls deep down in the throat. Make sure the student begins at the start line of each row and does not try to go backwards on the folder. Other teacher cards for reference are #8 and #25.

EXAMPLE

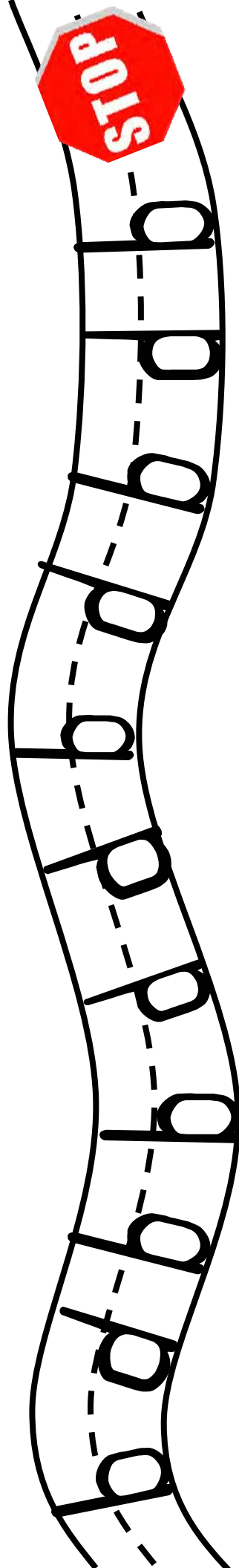
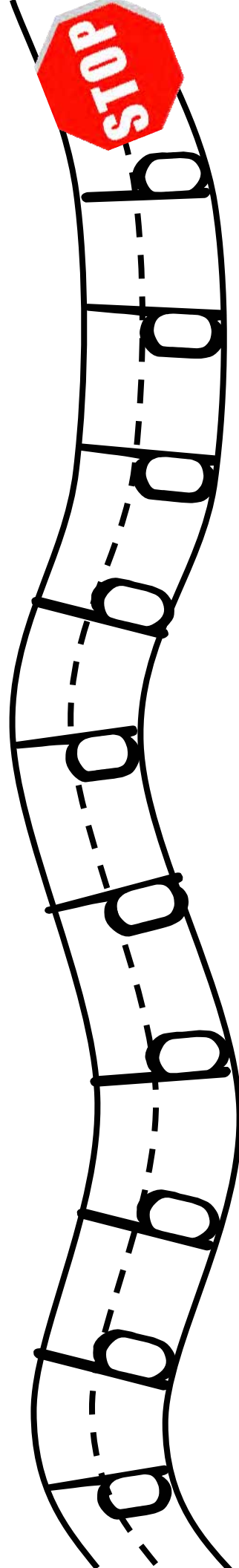
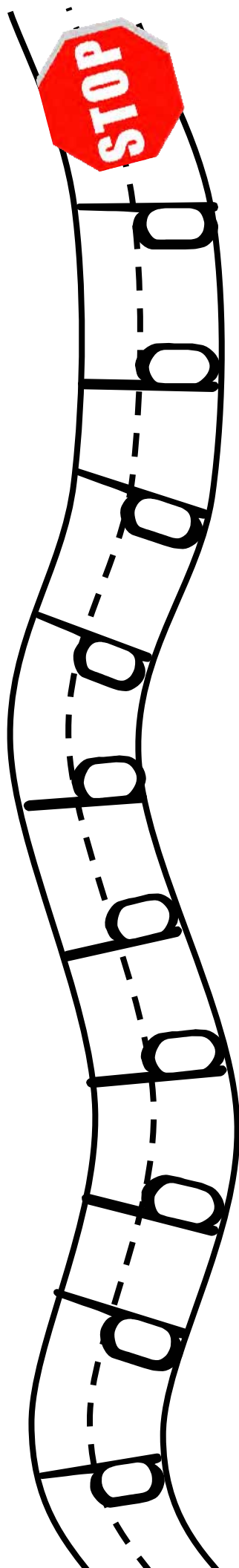
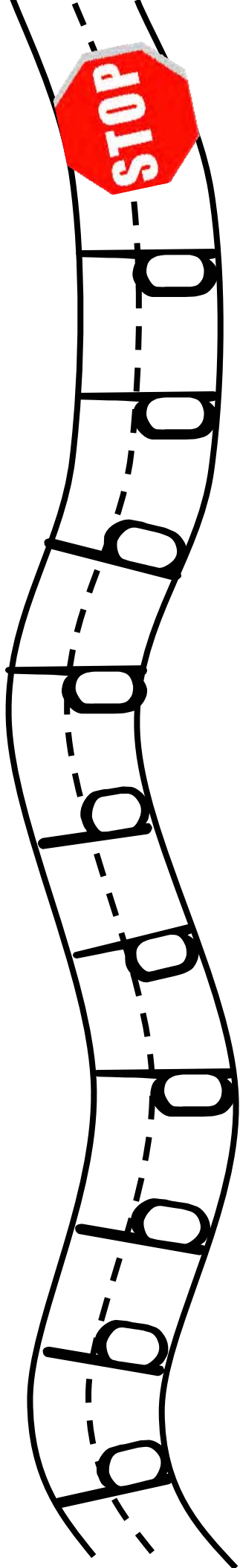




Use the same layout to create a poster sized version of this activity. Enlarge the b/d roads and provide a toy car for the student to use. Make sure each line of b/d's has a clearly marked "Start".

The cars provided on this page may be used as a master to copy for additional game pieces.









Copy on card stock and laminate for students to use as game pieces, or use actual miniature cars.